



ARIA AUSTIN

FURNITURE PACKAGE WARRANTY & CARE INSTRUCTIONS

We would like to thank you once again for choosing a quality furniture package from Furn-niche. We trust that you are happy with the product and service we have provided, and hope that we can continue to be of service in the future.

In addition, we would like to provide you with Warranty Information and Care Instructions for each item we have supplied for you at Austin.

If you have any queries relating to Warranty Care of your manufactured furniture, please direct correspondence to us via our email address at info@furn-niche.com.au or directly to the suppliers of local goods. A listing of suppliers is shown on pages 14, 15 and 16.

Table of contents

Contents

General	2
Warranty Introduction.....	3
General Warranty Exclusions	4
Schedules & Specifications - ROOM MATRIX & APARTMENT INVENTORIES.....	5
Appliance/Utensils packages inclusions	6
Utensil Packages	6
Supplier Details.....	12
Austin Product Specifications	15
Fabric Selections.....	22
Care & Handling Instructions	24
CASEGOODS	24
Care and Handling of Fabrics	25
Warranties for Selected Fabrics.....	28
Lighting – Light Bulb Replacement Guide.....	31
AUSTIN Electricals – Product Codes & Manual Spreadsheets	32
AUSTIN Bedding Warranty	33



General

Furn-niche and our product suppliers are committed to excellence in customer service when dealing with repairs that may be required for your goods. However you may experience delays in repair/replacement due to seasonal factors, product availability and personnel availability (eg: technicians)

Please be assured that when you contact Furn-niche and/or our suppliers directly, you will receive prompt attention to the matter. Kindly fill out the separate word document titled 'Furn-niche Warranty Claim Report Form_Austin.doc' and email to info@furn-niche.com.au which will assist Furn-niche in a quick response to your claim. We will endeavour to resolve any issue you may have as a priority, and keep you updated on the progress and outcome.

We appreciate your patience and understanding with these unfortunate situations.

Property	Austin
Number of Apartments	51
Warranty Commencement	October 2014



Warranty Introduction

Congratulations on your purchase of a furniture package from Furn-niche. We trust the furniture package meets with your expectations of quality and value and helps to maximise the return on your property.

Furn-niche warrants that all the furniture items supplied for your property are of excellent merchantable quality, fit for their intended purpose and installed free from defects in material and workmanship.

Your furniture package consists of:

- A) Furniture manufactured or deemed manufactured by us
- B) Furniture supplied by us but manufactured by another party
- C) Electrical items supplied by us but purchased from another party
- D) Utensils items supplied by us but purchased from another party
- E) Bedding & Linen supplied by us but manufactured by another party
- F) Artwork & Lamps both manufactured by us and purchased from another party

The warranty available after installation will vary depending on this method of supply as some warranties will be supplied by us and some will be the original manufacturers' warranty.

The table on the following page details the warranty available for each of the items.

Please refer to it should you have any concerns regarding the quality of the item supplied.

As the owner of the furniture you have a duty of care under this warranty. You must at all times ensure that you or your tenants take reasonable care of the furniture and other items supplied. You must also ensure that the furniture is maintained in accordance with the manufacturers' instructions. Failure to do so may prejudice the settlement of any claim you make under this warranty. Please familiarise yourself with the **Care Instructions** which form part of this warranty and any manufacturer's instructions provided with your furniture.

By following the care instructions, you can enhance furniture quality and extend its useful life. Our goal is to ensure you get a quality product befitting the investment you have made and our warranty is designed to give you peace of mind. Please note that this warranty is subject to the **General Warranty Exclusions** detailed in this document.

*Please refer to specific warranty details with manufacturers' warranty.

Item/s	Warranty Period
Furniture	12 Months
Electrical	12 Months
Bedding	12 Months
Utensils	12 Months
Artwork	12 Months
Soft Furnishings	12 Months
Lamps	12 Months



General Warranty Exclusions

Furn-niche shall not be liable under this warranty for:

1. Loss or damage caused by power surges or power spikes.
2. Loss or damage due to theft, fire, flood, storms or any acts of God.
3. Loss or damage to any other property whatsoever or any consequential loss.
4. Any cost that is not covered by the original manufacturer's warranty.
5. Any cost relating to damage caused by misuse, negligence or failure to comply with the manufacturers or suppliers instructions for the care of the product (if any).
6. Any cost relating to damage resulting from wear and tear consistent with age and usage of the product.
7. Any cost or expense arising due to manufacturer recall of any product.
8. Travel, freight and labour costs for repairs deemed not covered by this warranty, which shall include service where no fault is found.
9. The effects of sunlight, wind, weather, rusting, radiation or corrosion on the furniture.

Note:

- You cannot transfer this warranty to someone else without prior permission from us.
- You will not be responsible for any failure to carry out our obligations under this warranty if this is caused by circumstances outside of our reasonable control.



Schedules & Specifications - ROOM MATRIX & APARTMENT INVENTORIES

Austin Room matrix and apartment inventories are attached separately to this PDF in an excel document named '**Aria Austin Apartment Matrix and Package Inventories 030914 SSC.xls**'



Appliance/Utensils packages inclusions

Utensil Packages

AUSTIN - 1 Bed - 1 Bath - 4 Pax - Kitchen Pack

Supplier Code	Item Description	Item Size	Qty
TKGS-2001	Utensils - Bread Carving Knife		1
TKGS-2003	Utensils - Paring knife		1
TKGS-2000	Utensils - Cooks Knife		1
TKGS-2004	Utensils - Carving Fork		1
MCP43307	Utensils - Can Opener (Deluxe) - White - 00238	Each	1
RW530008	Utensils - Coffee Plunger 8 Cup - SS	1L	1
TI71025	Kitchen Accessories - Waiters Friend - Stainless Steel	Each	1
TK32802	Utensils - Slotted Turner (Egg Lifter) - Black - TK32802	310mm	1
TK32809	Utensils - Potato Masher - Black - TK32809	230mm	1
TK32805	Utensils - Solid Serving Spoon - Black - TK32805	285mm	1
TK32804	Utensils - Soup Ladle - Black		1
TK32807	Utensils - Spaghetti Server		1
TK03064-C	Utensils - Stainless Steel Tongs 300mm - SS - TK03064C	300mm	1
MCP6324	Utensils - Vegetable Peeler - Asstd. - 123	Each	1
TI34810	Utensils - Metal Whisk - SS - LW12925	Each	1
TI30352	Utensils - 30cm Stirring Wooden Spoon - Wood	300mm	1
TK900012	Crockery - Mug - White - TK90012	350ml	4
AFCB5819002A	Crockery - Bistro Creamer 300ml White B5819002A	300ml	1
AFCB1882002A	Crockery - Egg Cup	Each	4
AFCB3800002A	Crockery - Side Plate 185mm - White - B3800002A	185mm	4
AFCB3845002A	Crockery - Dinner Plate 260MM - White - B3845002A	260mm	4
AFCB0075002A	Crockery - Bowl Bistro Egg Shape - AFCB0075002A	860ml	4
AFCB2885002A	Crockery - Sugar Bowl incl Lid	Each	1
AFCB5813002A	Crockery - Teapot incl Lid	Each	1
ARC12063	Glassware - Champagne Flute - Clear - 406415	165ml	4
CRN312009	Glassware - Tumbler Old fashioned - Tiara	270ml	4
CRN312012	Glassware - HI Ball - Tiara	355ml	4
ARCD0549	Glassware - Wine Glass - Clear - 406440	260ml	4
ARCD3179	Glassware - Wine Glass - Clear	380ml	4
TI79320	Glassware - Jug Plastic 2.5Ltr - White with blue lid	2.5ltr	1
TK4110	Glassware - Ice Bucket - Polycarbonate		1
MCPSTK06SK	Cutlery - Grosvenor - Steak Knife	183mm	4
TK15753	Cutlery - Cairo Satin - Dessert Spoon - SS - 18/10		4
TK15760	Cutlery - Cairo Satin - Fork - SS - 18/10	197mm	4
TK15772	Cutlery - Cairo Satin - Knife - SS - 18/10	225mm	4
TK15755	Cutlery - Cairo Satin - Teaspoon - SS - 18/10	Each	4
PLCR2652	Cookware - Baking Dish Pyrex 365x220mm	2.3L	1
CAM4AH67524FK	Cookware - Casserole Dish - incl Lid	1.9 Ltr	1
TK07403	Cookware - Colander S/Steel 3ltr. - SS - TK07403	3ltr	1
MCP42151	Cookware - Frypan - Non Stick - Wiltshire	26cm	1
RW4200033	Cookware - 3 Piece Microwave & Storage Container set 600ml, 1.1Ltr & 1.7Ltr	Set	1
TK7203	Cookware - Mixing Bowl S/Steel 2.2ltr - SS - TK07203	2.2ltr	1
TK7205	Cookware - Mixing Bowl S/Steel 4.ltr - SS - TK07204	4ltr	1
TK7202	Cookware - Mixing Bowl S/Steel 1ltr - SS		1
TK46100	Cookware - Pepper Grinder - Small - 115mm Birch wood/ceramic gear	115mm	1
RW750028	Cookware - Placemat Woven PVC 460x310mm - Choc Brown - #750028	460mm x 310mm	4
PET20160	Plastic Kitchenware - Salad Bowl White Melamine 32cm - White - #20160	320mm	1



ZZA1131	Plastic Kitchenware - White Plastic Salad Servers 29cm long - A1131	290mm	1
MCP42004	Cookware - Stainless Steel Saucepan 16cm - SS - #42004	160mm	1
MCP42005	Cookware - Stainless Steel Saucepan 18cm 2ltr - SS - #42005	180mm	1
MCP42006	Cookware - Stainless Steel Saucepan 20cm 2.7ltr - SS - #42006	200mm	1
RW679759	Misc - Toilet Brush & Tidy - SS - #679759	Each	1
EO10314F	Misc - Broom Nylon - Incl Handle - Household	30cm	1
WIL00055	Misc - Bucket Plastic	11Ltr	1
ZZ7X	Misc - Clothes Airer - Cross Over		1
A2128A	Misc - Coasters - Cork Back	Each	4
TI40319	Misc - Chopping Board 250 x 400mm - Polypropylene White	250x400mm	1
MCP43075	Misc - Dish Drainer - SS - #43075	Each	1
EOBM405	Dust Pan & Brush Set - Blue - LC0408	Each	1
TI70340	Misc - Grater - Box Stainless Steel		1
RWIRONB	Misc - Ironing Board - Incl Iron Caddy & Cover - White - 68502V	1100mm L x 320mm W	1
RW769907	Misc - Pedal Bin - Kitchen - 7 Ltr - SS - 769907	7ltr	1
RW769903	Misc - Pedal Bin - Bathroom - 3Ltr - SS - 769903	3ltr	1
RW751800	Misc - Laundry Basket - Rectangular - Heavy Duty		1
EOMS001	Misc - Squeeze Mop - Incl Handle - Household	23cm	1
TK32806	Slotted Spoon - Black - TK32806	Each	1

**AUSTIN - 2 Bed - 2 Bath - 6 Pax - Kitchen Pack**

Supplier Code	Item Description	Item Size	Qty
TKGS-2001	Utensils - Bread Carving Knife TKGS2001		1
TKGS-2003	Utensils - Paring knife		1
TKGS-2000	Utensils - Cooks Knife		1
TKGS-2004	Utensils - Carving Fork		1
MCP43307	Utensils - Can Opener (Deluxe) - White -MCP6212	Each	1
RW530008	Utensils - Coffee Plunger 8 Cup - SS	1L	1
TK7955	Kitchen Accessories - Waiters Friend - colored wfccl	Each	1
TK32802	Utensils - Slotted Turner (Egg Lifter) - Black - TK32802	310mm	1
TK32809	Utensils - Potato Masher - Black - TK32809	230mm	1
TK32805	Utensils - Solid Serving Spoon - Black - TK32805	285mm	1
TK32804	Utensils - Soup Ladle - Black		1
TK32807	Utensils - Spaghetti Server		1
TK03064-C	Utensils - Stainless Steel Tongs 300mm - SS - TK03064C	300mm	1
MCP6324	Utensils - Vegetable Peeler - Asstd. - 123	Each	1
TI34810	Utensils - Metal Whisk - SS - MCP43308	Each	1
TK3452	Utensils - 30cm Stirring Wooden Spoon - Wood - TK03452	300mm	1
TK900012	Crockery - Mug - White - TK90012	350ml	6
AFCB5819002A	Crockery - Bistro Creamer 280ml White AFCB5819002A	280ml	1
AFCB1882002A	Crockery - Chelsea Egg Cup AFCB1882002A	Each	6
AFCB3800002A	Crockery - Side Plate 185mm - White -AFCB3800002A	185mm	6
AFCB3845002A	Crockery - Dinner Plate 260MM - White - AFCB3845002A	260mm	6
AFCB0075002A	Crockery - Bowl Bistro Egg Shape - AFCB0075002A	860ml	6
AFCB2885002A	Crockery - Sugar Bowl incl Lid AFCB2885002A	Each	1
AFCB5813002A	Crockery - Teapot incl Lid AFCB5813002A	Each	1
ARC12063	Glassware - Champagne Flute - Clear -	170ml	6
ARCE9000	Glassware - Tumbler Roc Old fashioned - Clear - ARCE9000	240ml	6
ARCE8999	Glassware - Hi Ball Roc - Clear - ARCE8999	310ml	6
ARCD0549	Glassware - Wine Glass - Clear - ARCD0549	260ml	6
ARCD3179	Glassware - Wine Glass - Clear ARCD3179	380ml	6
DEC071902-003	Glassware - Flip Top Jug Plastic 2.5Lt - White - 71902	2.5ltr	1
TK4110	Glassware - Ice Bucket - Polycarbonate TK4110		1
TK17853	Cutlery - Grosvenor - Steak Knife	183mm	6
TK17873	Cutlery - Cairo Satin - Dessert Spoon - SS - 18/10		6
TK17860	Cutlery - Cairo Satin - Fork - SS - 18/10	197mm	6
TK17872	Cutlery - Cairo Satin - Knife - SS - 18/10	225mm	6
TK17855	Cutlery - Cairo Satin - Teaspoon - SS - 18/10	Each	6
CAM4AH81936	Cookware - Baking Dish Pyrex CAM4AH81936	Each	1
CAM4AH67524FK	Cookware - Casserole Dish - incl Lid 4AH67524FK	1.9 Ltr	1
TK07403	Cookware - Colander S/Steel 3ltr. - SS - TK07403	3ltr	1
TK63611	Cookware - Frypan - SS TK63611	28cm	1
DEC092550-006	Cookware - 3 Piece Décor Microwave & Storage Container set 500ml,1Ltr & 1.8Ltr	Set	1
TK7203	Cookware - Mixing Bowl S/Steel 2.2ltr - SS - TK07203	2.2ltr	1
TK7205	Cookware - Mixing Bowl S/steel 4.ltr - SS - TK07205	4ltr	1
TK7202	Cookware - Mixing Bowl S/Steel 1ltr - SS TK7202		1
HALM2491	Cookware - Pepper Grinder - Small HALM2492		1
RW750028	Cookware - Placemat Woven PVC 460x310mm - Choc Brown - #750028	460mm x 310mm	6
PET20160	Plastic Kitchenware - Salad Bowl White Melamine 32cm - White - #20160	320mm	1
ZZA1131	Plastic Kitchenware - White Plastic Salad Servers 29cm long - A1131	290mm	1
MCP42004	Cookware - Stainless Steel Saucepan 16cm - SS - #42004	160mm	1
MCP42005	Cookware - Stainless Steel Saucepan 18cm 2ltr - SS - #42005	180mm	1



MCP42006	Cookware - Stainless Steel Saucepan 20cm 2.7ltr - SS - #42006	200mm	1
EOB12311	Misc - Toilet Brush & Tidy - SS - #EOB12311	Each	2
EO10314F	Misc - Broom Nylon - Incl Handle - Household EO10314	30cm	1
EE28020	Misc - Bucket Plastic EE28700	11Ltr	1
ZZ7X	Misc - Clothes Airer - Cross Over		1
ZZD2285	Misc - Coasters - Cork Back ZZD2285	6 pack	1
A7115	Misc - Chopping Board 240 x 340mm - Striped Bamboo - A7115	355mm x 250mm	1
MCP43075	Misc - Dish Drainer - SS - #43075	Each	1
EOBM405	Dust Pan & Brush Set - Blue - EOBM405	Each	1
MCP6282	Misc - Grater - Flat MCP6282		1
RWIRONB	Misc - Ironing Board - Incl Iron Caddy & Cover - White - 68502V	1100mm L x 320mm W	1
RW769912	Misc - Pedal Bin - Kitchen - 7 Ltr - SS - 769907		1
RW769903	Misc - Pedal Bin - Bathroom - 3Ltr - SS - 769903		2
ZZLBOVALW	Misc - Laundry Basket - OVAL - Heavy Duty ZZLBOVALW		1
EOMS001	Misc - Squeeze Mop - Incl Handle - Household MS001	23cm	1
TK32806	Slotted Spoon - Black - TK32806	Each	1

AUSTIN - 3 Bed - 3 Bath - 8 Pax - Kitchen Pack

TKGS-2001	Utensils - Bread Carving Knife TKGS2001		1
TKGS-2003	Utensils - Paring knife		1
TKGS-2000	Utensils - Cooks Knife		1
TKGS-2004	Utensils - Carving Fork		1
MCP43307	Utensils - Can Opener (Deluxe) - White -MCP6212	Each	1
RW530008	Utensils - Coffee Plunger 8 Cup - SS	1L	1
TK7955	Kitchen Accessories - Waiters Friend - colored wfcot	Each	1
TK32802	Utensils - Slotted Turner (Egg Lifter) - Black - TK32802	310mm	1
TK32809	Utensils - Potato Masher - Black - TK32809	230mm	1
TK32805	Utensils - Solid Serving Spoon - Black - TK32805	285mm	1
TK32804	Utensils - Soup Ladle - Black		1
TK32807	Utensils - Spaghetti Server		1
TK03064-C	Utensils - Stainless Steel Tongs 300mm - SS - TK03064C	300mm	1
MCP6324	Utensils - Vegetable Peeler - Asstd. - 123	Each	1
TI34810	Utensils - Metal Whisk - SS - MCP43308	Each	1
TK3452	Utensils - 30cm Stirring Wooden Spoon - Wood - TK03452	300mm	1
TK900012	Crockery - Mug - White - TK90012	350ml	8
AFCB5819002A	Crockery - Bistro Creamer 280ml White AFCB5819002A	280ml	1
AFCB1882002A	Crockery - Chelsea Egg Cup AFCB1882002A	Each	8
AFCB3800002A	Crockery - Side Plate 185mm - White -AFCB3800002A	185mm	8
AFCB3845002A	Crockery - Dinner Plate 260MM - White - AFCB3845002A	260mm	8
AFCB0075002A	Crockery - Bowl Bistro Egg Shape - AFCB0075002A	860ml	8
AFCB2885002A	Crockery - Sugar Bowl incl Lid AFCB2885002A	Each	1
AFCB5813002A	Crockery - Teapot incl Lid AFCB5813002A	Each	1
ARC12063	Glassware - Champagne Flute - Clear -	170ml	8
ARCE9000	Glassware - Tumbler Roc Old fashioned - Clear - ARCE9000	240ml	8
ARCE8999	Glassware - Hi Ball Roc - Clear - ARCE8999	310ml	8
ARCD0549	Glassware - Wine Glass - Clear - ARCD0549	260ml	8
ARCD3179	Glassware - Wine Glass - Clear ARCD3179	380ml	8
DEC071902-003	Glassware - Flip Top Jug Plastic 2.5Lt - White - 71902	2.5ltr	1
TK4110	Glassware - Ice Bucket - Polycarbonate TK4110		1
TK17853	Cutlery - Grosvenor - Steak Knife	183mm	8
TK17873	Cutlery - Cairo Satin - Dessert Spoon - SS - 18/10		8
TK17860	Cutlery - Cairo Satin - Fork - SS - 18/10	197mm	8
TK17872	Cutlery - Cairo Satin - Knife - SS - 18/10	225mm	8
TK17855	Cutlery - Cairo Satin - Teaspoon - SS - 18/10	Each	8
CAM4AH81936	Cookware - Baking Dish Pyrex CAM4AH81936	Each	1
CAM4AH67524FK	Cookware - Casserole Dish - incl Lid 4AH67524FK	1.9 Ltr	1
TK07403	Cookware - Colander S/Steel 3ltr. - SS - TK07403	3ltr	1
TK63611	Cookware - Frypan - SS TK63611	28cm	1
DEC092550-006	Cookware - 3 Piece Décor Microwave & Storage Container set 500ml,1Ltr & 1.8Ltr	Set	1
TK7203	Cookware - Mixing Bowl S/Steel 2.2ltr - SS - TK07203	2.2ltr	1
TK7205	Cookware - Mixing Bowl S/steel 4.ltr - SS - TK07205	4ltr	1
TK7202	Cookware - Mixing Bowl S/Steel 1ltr - SS TK7202		1
HALM2491	Cookware - Pepper Grinder - Small HALM2492		1
RW750028	Cookware - Placemat Woven PVC 460x310mm - Choc Brown - #750028	460mm x 310mm	8
PET20160	Plastic Kitchenware - Salad Bowl White Melamine 32cm - White - #20160	320mm	1
ZZA1131	Plastic Kitchenware - White Plastic Salad Servers 29cm long - A1131	290mm	1
MCP42004	Cookware - Stainless Steel Saucepan 16cm - SS - #42004	160mm	1
MCP42005	Cookware - Stainless Steel Saucepan 18cm 2ltr - SS - #42005	180mm	1
MCP42006	Cookware - Stainless Steel Saucepan 20cm 2.7ltr - SS - #42006	200mm	1
EOB12311	Misc - Toilet Brush & Tidy - SS - #EOB12311	Each	3
EO10314F	Misc - Broom Nylon - Incl Handle - Household EO10314	30cm	1



EE28020	Misc - Bucket Plastic EE28700	11Ltr	1
ZZ7X	Misc - Clothes Airer - Cross Over		1
ZZD2285	Misc - Coasters - Cork Back ZZD2285	6 pack	1
A7115	Misc - Chopping Board 240 x 340mm - Striped Bamboo - A7115	355mm x 250mm	1
MCP43075	Misc - Dish Drainer - SS - #43075	Each	1
EOBM405	Dust Pan & Brush Set - Blue - EOBM405	Each	1
MCP6282	Misc - Grater - Flat MCP6282		1
RWIRONB	Misc - Ironing Board - Incl Iron Caddy & Cover - White - 68502V	1100mm L x 320mm W	1
RW769912	Misc - Pedal Bin - Kitchen - 7 Ltr - SS - 769907		1
RW769903	Misc - Pedal Bin - Bathroom - 3Ltr - SS - 769903		3
ZZLBOVALW	Misc - Laundry Basket - OVAL - Heavy Duty ZZLBOVALW		1
EOMS001	Misc - Squeeze Mop - Incl Handle - Household MS001	23cm	1
TK32806	Slotted Spoon - Black - TK32806	Each	1



Supplier Details

Trade Group:	CASEGOODS
Supplier:	Furn-niche Australia Pty Ltd
Contact:	Assistant Manager
Address:	PO Box 2023
	Fortitude Valley 4006
Address2:	56 Commercial Rd
	Fortitude Valley 4006
Phone:	07 3252 2878
Fax:	07 3252 2898
Mobile:	0419 024 730
Email:	info@furn-niche.com.au

Trade Group:	UPHOLSTERED GOODS
Supplier:	Furn-niche Australia Pty Ltd
Contact:	Assistant Manager
Address:	PO Box 2023
	Fortitude Valley 4006
Address2:	56 Commercial Rd
	Fortitude Valley 4006
Phone:	07 3252 2878
Fax:	07 3252 2898
Mobile:	0419 024 730
Email:	info@furn-niche.com.au

Trade Group:	ELECTRICAL
Supplier:	Winning Appliances
Contact:	David McGrath
Address:	209 Brunswick St
Address2:	FORTITUDE VALLEY QLD 4006
Phone:	07) 3852 0000
Fax:	07 3852 0099
Mobile:	0448 415 161
Email:	dmcgrath@winningappliances.com.au



Trade Group:	KITCHEN UTENSILS
Supplier:	HOSPITALITY ONLINE
Contact:	Anthony Duck
Address:	5/211 Brisbane Rd
	LABRADOR QLD 4215
Phone:	07 5500 5532
Fax:	07 5500 6187
Mobile:	
Email:	Anthony@hospitalitywholesale.com.au

Trade Group:	SOFT FURNISHINGS
Supplier:	Furn-niche Australia Pty Ltd
Contact:	Assistant Manager
Address:	PO Box 2023
	Fortitude Valley 4006
Address2:	56 Commercial Rd
	Fortitude Valley 4006
Phone:	07 3252 2878
Fax:	07 3252 2898
Mobile:	0419 024730
Email:	info@furn-niche.com.au

Trade Group:	LINEN
Supplier:	THOMAS TEXTILES
Contact:	Annette Haggie
Address:	52 Colebard St East
	ACACIA RIDGE QLD 4108
Phone:	07 3274 2066
Fax:	07 6274 2263
Mobile:	0413 057 507
Email:	AnnetteH@thomastextiles.com.au







Trade Group:	BED THROW
Supplier:	LINEN AND MOORE
Contact:	
Address	Level 1/409 Gore ST
	FITZROY VIC 3065
Phone:	03 9419 6800
Fax:	
Mobile:	Brisbane Agents: Frangipani Rd 0402 826 776
Email:	frangipaniroad@optusnet.com.au

Trade Group:	BEDDING
Supplier:	A.H. Beard
Contact:	Liliana Madigan
Address:	Shed 6/400 Bilsen Rd
	GEEBUNG QLD 4032
Phone:	07 3865 4522
Fax:	
Mobile:	0448 387 629
Email:	Liliana@ahbeard.com.au

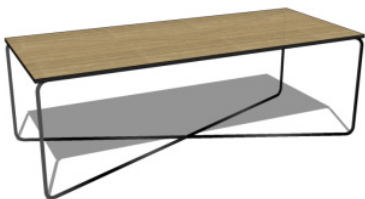

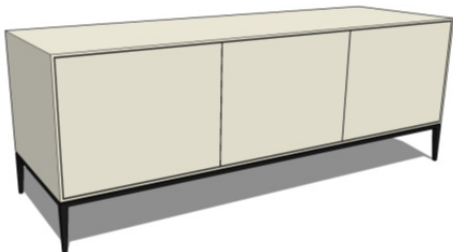
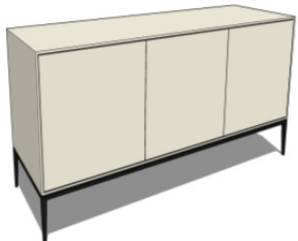
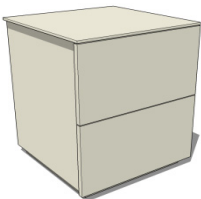



Austin Product Specifications





FN Code	Image	fabric (image)	ITEM	Width	Depth	Height	MATERIAL
CASEGOODS							
AAU039			Dining Table Rec.	1500	800	750	Quartz Reconstituted stone Metal leg with black powdercoat finish
AAU001			Dining Table Circ. Small	900 DIA			Quartz Reconstituted stone Metal leg with black powdercoat finish
AAU019			Outdoor Dining Table	1000	1000	750	compact laminate top (formica 8853ST) Black powdercoated frame
AAU006			Side Table	390 DIA			MDF + Laminate with black powdercoat finish















Furn-niche

AAU003		Coffee Table Outdoor	1200	500	380	compact laminate top (formica 8853ST) and black powdercoated aluminium frame - bent round steel bar
AAU004		Coffee Table	600 DIA			Quartz Reconstituted stone Metal leg with black powdercoat finish
AAU007		Low Ent Unit	1500	480	550	Satin 2 pac. Colour to match Resene Carrara
AAU046		Credenza	1300	400	1000	Satin 2 pac. Colour to match Resene Carrara
AAU008		Bedside Table	450	450	56	Satin 2 pac. Colour to match Resene Carrara
AAU009		Mirror	900	60	500	Frame stain to match Formica 8853ST




CHAIRS							
AAU013			Dining Chair	495	550	450/820	Pronto Pewter in stock with Black stitching (#15 gauge)
AAU015			Desk Chair				Black fibreglass with timber legs
AAU016		Bar Stool			650		Black
AAU040		Bar Stool			450		Black
UPHOLSTERED							
AAU010			Sofa	2100	970	420/670	Warwick Sumo Zebra Fabric black powdercoated metal legs















AAU011			Ottoman	570	740	420	Warwick Sumo Zebra Fabric black powdercoated metal legs
AAU017			Bedhead Queen	1600	600	95	including faux leather 11-507
AAU017A			Bedhead King	1900	600	95	including faux leather 11-507
AAU012			Armchair	750	900	440/ 900	Tan leather and Powder coated base / Black
AAU014A			Outdoor Lounge chair seat cushion	600	580	100	Sunbrella 54" Spectrum Graphite FF 48030-0000
AAU014C			Outdoor lounge chair scatter	450	450		Sunbrella 54" Spectrum Graphite FF 48030-0000








SOFT FURNISHINGS							
AAU023			Sofa Scatter A	600	400		Fully upholstered in China Fabric Sparkk Parquet Lichen Fabric
AAU024			Sofa Scatter B	500	500		Fully upholstered in China Fabric
AAU021			Bed Scatter A	600	400		Fully upholstered in China Fabric, Gold metal zip Sparkk Parquet Silver Fabric
AAU022			Bed Scatter B	600	400		Fully upholstered in China Fabric, Gold metal zip Sparkk Parquet Silver Fabric
AAU020		Sienna	Bed Throw				Linen & Moore



MISCELLANEOUS							
AAU005			Chaise Tray	500	350	36	Satin 2 pac. Colour to match Resene Carrara
AAU030a AAU030b			Bedroom 1 Art	450	40	550	Framed artwork Oak timber frame
AAU031a AAU031b			Bedroom 2 Art	450	40	550	Framed artwork Oak timber frame
AAU031c AAU031d			Bedroom 3 Art	450	40	550	Framed artwork Oak timber frame
AAU032			Living Room Art	1000	40	1340	Framed printed canvas

LIGHTS							
AAU029			Desk Lamp				black
AAU028			Table lamp				Black
AAU027			Floor Lamp				Black

Fabric Selections

AUSTIN FABRIC SELECTIONS				
FABRIC IMAGE	FABRIC NAME	FABRIC COLOUR	USED	SUPPLIER
	Zebra		SOFA & OTTOMAN	Offshore
	BE5 166	Leather	Armchair	Offshore
	11-507	Faux Leather	Bedhead	Offshore
	Parquet 1029	Lichen 18	SOFA SCATTER A SIDE A	SPARKK
	Art 3391 - Col 02		SOFA SCATTER A SIDE B	OFFSHORE



	FGP283A-1		SOFA SCATTER B	OFFSHORE
	Pronto	Pewter	DINING CHAIR BED SCATTER A & B SIDE B	WARWICK
	Parquet 1029	Silver 22	BED SCATTER A&B SIDE A	SPARKK
	FF 48030- 0000	Spectrum Graphite	OUTDOOR DINING & LOUNGE CHAIRS	SUNBRELLA



Care & Handling Instructions

CASEGOODS

Dusting

Often dust to remove everyday abrasive particles from wood surfaces. Use a clean, soft, lint free cloth, such as an old T-shirt or cotton baby diaper. Do not use a sponge or dishcloth on your fine wood furniture. Moisten the cloth slightly with water, since a damp cloth cuts down on friction, avoids scratches and holds dust. It also helps reduce static electricity, which attracts dust. Do not let any moisture remain on the wood surface.

Polishing

We recommend using Mirotone Spray Glow furniture polish for regular care of your furniture. If you choose to use a brand of polish other than Mirotone, be sure to avoid those that contain silicone. Silicone can damage the finish by softening it. If a silicone polish has been used, it may be necessary to clean with Orange Oil Furniture Reviver before using Mirotone. Here is the recommended polishing procedure:

1. Dispense the polish onto a clean, white, lint free cloth, preferably of natural Fibre such as cotton. Use the polish sparingly as a little goes a long way.
2. Wipe the polish onto the furniture following the direction of the grain. Wipe off excess polish with the other side of the cloth, or a second cloth, if needed.

Repairs

Very minor surface scratches can often be removed with an application of "Scratch magic Furniture Reviver". Just follow directions on the bottle. When a minor scratch occurs exposing the natural wood underneath, you can use a scratch Fix Pen to colour match the scratch so that it is less noticeable. Recommended procedure:

1. Stroke the felt tip gently over the scratch in the direction of the grain.
2. Immediately rub off excess colourant with a soft cloth. Once dry, you can re-apply the pen for a darker finish. The more applications, the darker the result, you can also use different colour pens together to achieve a colour blend that is suitable.

Larger scratches, small splits or holes can be filled with Repair Crayons. It is a softer wax stick that can be rubbed over the damage to fill. Excess will wipe off with a cloth. You can also blend Repair Crayons for a close colour match can also blend Repair Crayons for a close colour match.

Dents, larger splits and gouges will require the use of **Wax or Putty Sticks**. These provide a harder finish than Crayons and are ideal for 'building up' corners or gouges. They are used by either melting over the damaged section or by rubbing over the damage. It is usually easier to melt the wax over the damage or, in the case of corner damage, to soften small pieces of the wax and use like putty to build up the corner. Excess can be gently scraped off using a plastic scraper (make sure it does not have sharp edges)



Please Note: Repair crayons and Putty sticks can also be coloured using the Scratch fix pens. Once repaired, polish according to instructions above. Take your time and don't rush the repair and you will get a near perfect result.

Care and Handling of Fabrics

SPOT CLEANING

Treat spills and stains as soon as possible. Test on hidden area to ensure fabric and colour are not removed. Gently scrape any soil or mop any liquid from the surface of the fabric. Use of soap or detergent with water should be approached with caution since overzealous rinsing to remove soap residue may result in over-wetting, water marking and possible wetting of substructure (this may create other stains or damage products). Our spot cleaning advice is offered in good faith and should not be considered as a guarantee that all stains may be removed. For severe stains please consult a professional upholstery cleaning company.

1. For non oil-based stains

Use warm water and non toilet soaps which do not contain optical brighteners (consider Velvet soap, Lux Flakes, Softly). Mix a small amount of soap and warm water solution and apply to the stain, rubbing gently. Blot dry with a clean towel. Apply cool water (preferably rain or distilled water) and blot dry again. Then with a hair dryer working out from the centre of the stain, dry quickly to prevent rings forming. It is generally preferable to clean whole panels of fabric in this way rather than trying to spot clean specific areas.

2. For oil-based stains

Following the same basic guidelines as above, apply a proprietary brand solvent based cleaner and try to clean generally in panels rather than spot cleaning specific areas. A helpful industry 'secret' is for spot removal of oil based biro marks by the application of a conventional hair spray.

PROFESSIONAL CLEANING FREQUENCY

This is determined by the furniture use, your own maintenance, up-keep and environmental conditions. As a good 'rule of thumb' overall cleaning is recommended every 12 months for most family room lounges.

STAIN REMOVAL

Alcoholic beverages

After the moisture has been blotted up, dab at the stain with a clean cloth dampened in rubbing alcohol. Then blot repeatedly with liquid detergent mixed with cool water. Blot dry with a towel. Dab again with clear cool water and blot dry.

Blood

After the moisture has been blotted up, dab at the stain with a clean cloth dampened in rubbing alcohol. Then blot repeatedly with liquid detergent mixed with cool water. Blot dry with a towel. Dab again with clear cool water and blot dry.

Chewing gum

Rub an ice cube over the gum to harden it; then scrape off the excess with a dull knife. To remove what's left, use dry cleaning fluid.

Chocolate (and other soft candy)



This is a combination greasy/non-greasy stain. Scrape excess away, then go over the spot with cool water mixed with a liquid detergent. Blot thoroughly and then clean with dry cleaning fluid.

Coffee and tea

Sponge with warm water; apply warm glycerine. Leave for 30 minutes. Flush out with water and dry quickly.

Cosmetics

Sponge with warm water; apply warm glycerine. Leave for 30 minutes. Flush out with water and dry quickly.

Fruit and fruit juices

After excess is blotted up or scraped away, blot the spot with cool water. If a stain remains, add liquid detergent and a drop of vinegar to the water. Dab the spot with this mixture and blot until there's no trace of a stain. Then go over the area lightly with clear water to remove traces of vinegar.

Grease (including hair grease and oil)

Scrape away excess if necessary and then dab repeatedly at the stain with dry cleaning fluid. If any stain remains, go over the area with a lukewarm mixture of liquid detergent and water. Always make sure you use a clean portion so you don't put the stain back in the fabric. Last, go over the area with a clean cloth moistened with cool clear water.

Ice cream

Scrape away excess and apply cool water mixed with liquid detergent, blotting frequently with a dry cloth so as not to saturate the fabric. Let dry and then go over any remaining stain with dry cleaning fluid. Blot dry.

Ink

Moisten with warm glycerine. Leave for 10 minutes. Apply liquid detergent and brush lightly. Flush out with water and dry quickly.

Iodine

Rub with cut lemon before sponging with warm water. Apply small quantity of detergent with clean cloth. Blot stain then remove soapy residue with cloth wrung out in warm water and white vinegar solution (1/3 vinegar to 2/3 water).

Milk and vomit

Blot or scrape away the excess, then take a clean soft cloth and blot. Apply clear cool water to the area, blotting frequently. Then blot with a detergent solution to which you've added a small amount of ammonia. Blot dry and wait a few minutes. Go over the area with dry cleaning fluid, blot dry. Finally, blot the area lightly with a cloth moistened with rubbing alcohol.

Soft drinks, sweets and syrups

Sponge with water, add warm glycerine and work into stain. Flush out with water and dry.

Shoe polish

Apply liquid paraffin to loosen the stain, then sponge with dry cleaning fluid.



Urine

It is especially important to treat this stain right away, before the urine dries. Otherwise, the urine may react with the fabric dyes and cause permanent discolouration. First, dab at the stain with a solution of white vinegar and water and blot dry. Then apply a mixture of liquid detergent and cool water, blotting frequently and with a dry cloth to avoid saturating the fabric. Finally, dab the spot with clear cool water and blot thoroughly.

Water spots

Blot thoroughly and then dampen the entire spot with clear white vinegar. Wait a few minutes. When the area is dry, moisten it again with clear water, blotting with a dry cloth after every application of the damp cloth. If the fabric has a pile, brush in the direction of the pile when it is dry.

Warranties for Selected Fabrics

Fabric Care and Instructions

Warwick Pronto Pewter for Dining Chair

WARWICK

Care Label 3 – Non Pile Fabrics

Regular care (weekly)

- Vacuum regularly using low suction
- Rotate reversible cushions regularly
- Protect from direct sunlight

Cleaning

Do not remove cushion covers for separate cleaning or washing, even though they may have zippers. Shampoo clean using upholstery shampoo. Do not use dishwashing or laundry detergents. Do not wet filling. Do not scrub with a stiff brush. Dry in shade away from direct heat. Allow to dry thoroughly before re-use; or

Clean with hot-water extraction machine (hot). Professional cleaning recommended. Use only upholstery detergent. Do not wet filling. Dry in shade away from direct heat. Allow to dry thoroughly before re-use; or

Clean using on-site dry cleaning machine[®]. Professional cleaning recommended. Do not wet filling with solvent. Exhaust solvent outside building. Allow to dry before re-use.

Spot cleaning

Treat spills and stains as soon as possible. Gently scrape any soil or mop any liquid from the surface of the fabric. Apply proprietary cleaning agents strictly according to instructions to remove the residue of the spill. Do not saturate the fabric or interior with water or other cleaning liquids. May be spot cleaned with dry cleaning solvent.

Annual professional cleaning recommended.

Soil resist treatments

Apply only water-based soil resist (fabric protector) treatments.

Pilling

Can occur occasionally as a result of normal daily wear and should not be considered as a fault. Fibre pills can be removed by a battery operated pilling tool available from most haberdashery stores.

For more information visit www.warwick.com.au

.....
Sewing edge – Front of furniture here

Sparkk Lichen fabrics for Bed Scatter A & B, Sofa Scatter A



SPARKK CARE INSTRUCTIONS

Gentle warm machine wash

Tumble dry, medium heat

Warm Iron

Dryclean. Any solvent other than trichloroethylene may be safely used.

Do not bleach

Turn loose covers inside out if washing

Use a fabric softener when washing

Vacuum upholstered furniture regularly using low suction

Rotate cushions regularly

Protect from direct sunlight

OTHER FABRICS – Sofa Scatter A side B, Sofa Scatter B

Dryclean only. Any solvent other than trichloroethylene may be safely used.



Sunbrella Spectrum Graphite for Outdoor Chairs



UPHOLSTERY CARE AND CLEANING

One of the best ways to keep Sunbrella® fabrics looking good is to properly maintain the fabrics. This can be accomplished by simply brushing off dirt before it becomes embedded in the fabrics, wiping up spills as soon as they occur or spot cleaning soon after stains occur.

GENERAL OR LIGHT CLEANING

- Brush off any loose dirt.
- Prepare a cleaning solution of 1/4 cup mild soap, such as Woolite or Dawn dishwashing liquid, per gallon of lukewarm water.
- Use a sponge or a soft bristle brush to clean.
- Allow cleaning solution to soak into fabric.
- Rinse thoroughly to remove all soap residue.
- Allow fabric to air dry.

SPOT CLEANING

- Apply a light mist of mild soap and water using a spray bottle.
- Work the solution into the stain by lightly scrubbing the area with a sponge or very soft bristle brush.
- Rinse thoroughly to remove all soap residue.
- Blot excess moisture with a clean, soft towel or sponge.
- Wet-vacuum or blot excess water.
- Air dry. Repeat steps 3 and 4 until all soap residue is removed.

FOR REMOVABLE SUNBRELLA FABRIC

Hand washing

- Soak fabric in a solution of 1/4 cup mild soap per gallon of lukewarm water.
- Use a sponge or a soft bristle brush as necessary.
- Rinse thoroughly to remove all soap residue.
- Air dry.

Machine washing

Machine wash in cold water. Depending on wash load size, use normal amounts of mild laundry detergent and add 1 cup of bleach. Allow fabric to air dry.

HEAVY CLEANING FOR STUBBORN STAINS AND MILDEW

Sunbrella fabrics do not promote mildew growth, however, mildew may grow on dirt and other foreign substances that are not removed from the fabric. To clean stubborn stains:

- Prepare a solution of 1 cup of bleach and 1/4 cup mild soap per gallon of water.
- Spray on entire area and allow to soak into the fabric for 15 minutes.
- Remove stain with a sponge, clean towel or very soft bristle brush.
- Rinse thoroughly to remove all soap residue.
- Allow fabric to air dry.
- If stain and/or mildew are severe, bleach quantities may be increased. See our stain chart for removal of specific stains.

www.sunbrella.com/stainchart

RE-TREATING THE FABRIC FOR EASE OF CLEANING

As part of the finishing process, Sunbrella fabrics are treated with a fluorocarbon finish, which enhances water repellency. This finish is designed to last for several years, but must be replenished after a thorough cleaning. Based on test results, Glen Raven® recommends 303® Fabric Guard™ as the preferred re-treatment product for Sunbrella fabrics. Fabrics should be re-treated after thorough cleaning or after five years of use.

For more information, visit www.303products.com.

APPLYING 303 FABRIC GUARD

303 should be applied to Sunbrella fabrics after each thorough cleaning, which typically removes the original finish and reduces the fabric's water repellency.

- Clean Sunbrella fabric, using one of the cleaning methods.
- Allow Sunbrella to completely air dry.
- Apply 303 Fabric Guard in a well-ventilated area following instructions on the container.
- Apply 303 in a thin, even coat and allow fabric to dry completely.
- Apply a second thin, even coating of 303. (Two light coatings are more effective in restoring fabric water resistance than a single heavy coating.)
- Note: A 15-ounce bottle provides coverage of up to 50 square feet of fabric.

PROFESSIONAL CLEANERS

In evaluating the services of a professional firm, you should inquire about the firm's experience in working with Sunbrella fabrics and knowledge of cleaning and re-treatment requirements.

DO NOT dry clean Sunbrella fabrics.

HELPFUL HINTS

Protect the area around your Sunbrella fabric when using a bleach solution – bleach may discolor non-Sunbrella fabrics. Always rinse Sunbrella thoroughly to completely remove bleach.

Please be aware of the environment when cleaning with bleach. Bleach can have harmful effects on the natural environment around you. We do not advise using bleach if you are surrounded by a body of water or other environment that could be affected.

Sunbrella air-dries very quickly. Machine drying is not necessary.

If fabric has some wrinkling, use an iron, if necessary, but only on the synthetic setting. As some irons exceed the recommended temperature on the synthetic setting, test a small inconspicuous area before ironing entire piece.

DO NOT use a steamer or iron set to steam setting.




For more information, call 336.221.2211



Lighting – Light Bulb Replacement Guide

Please use this as a reference for replacement lamps and as a guide for the recommended wattage.

LIGHT SELECTION

			Lamp source	Bulbs	Supplier
AAU029		Desk Lamp		LED	Furn-niche
AAU028		Table lamp		CFL bayonet 15W Warm White globe	Furn-niche
AAU027		Floor Lamp		CFL bayonet 15W Warm White globe	Furn-niche



AUSTIN Electricals – Product Codes & Manual Spreadsheets

SUPPLIER	ITEM	MODEL	MANUAL
Winning	Vacuum Cleaner	Volta U7442F	No digital manual provided
Winning	Iron- Steam teflon base	Kambrook KI480	Manual 01 attached separately
Winning	Electric Kettle	Breville BKE495	Manual 02 attached separately
Winning	Electric Toaster- 2 slice s/s	Breville BTA425	Manual 03 attached separately
Winning	Hairdryer-	Spectrum D2020U	No digital manual provided
Winning	Alarm Clock Radio	Philips AJ3123	Manual 04 attached separately
Winning	Refrigerator -410 L Silver Finish	Teco TFF410SNTA	Manual 05 attached separately
Winning	Front Loading W/ Machine 5.5 kg	Simpson SWF85562	Manual 06 attached separately
Winning	Microwave Oven 28L S/S	Sharp R231ZS	Manual 07 attached separately
Winning	40" LED Full HD TV	Samsung UA40H5000AW	Manual 08 attached separately
Winning	38.5" Teac Television with inbuild DVD player	Teac LEV3994FHD	Manual 09 attached separately
Winning	28" HD Tuner LED TV	Samsung UA28H4000AW	Manual 10 attached separately
Winning	Bluray Home Theatre System	Samsung HTH4500	Manual 11 attached separately

AUSTIN Bedding Warranty



COMMERCIAL FIVE YEAR GUARANTEE

A.H. Beard Guarantee It! A.H. Beard offers the original purchaser a full 5 year guarantee on this product against faulty workmanship and materials that fail to meet our high standards.

If service is required during the guarantee period due to structural defects caused by faulty workmanship and materials, A.H. Beard will repair your mattress and base, free of charge, however, after the first twelve months transportation costs will be the onus of the purchaser.

If identical materials are not available at the time of service, A.H. Beard reserves the right to substitute materials of comparable quality.

BODY SIGNATURE

All mattresses will exhibit body signatures as the mattress upholstery conforms to the body to provide cushioning and comfort. This is not a structural defect covered by this guarantee. Body signatures up to 40mm on a pillow top mattress and up to 25mm on a non-pillow top mattress is considered a normal occurrence. Rotating the mattress periodically will help equalise wear and tear (See *Mattress Rotation*).

BASE SUPPORT

Bases are provided for the best possible support for your mattress to prolong the life of your mattress and ensure the most enjoyable sleep experience.

A.H. Beard mattresses can be used on suitable slat bases whereby slats are no more than 10cm apart and have a centre support rail for even support and eliminate sag. Flexible (concave arching) slats can lose their resiliency over time becoming convex and should be rotated from high load areas (centre) with low load areas (head/foot) and replaced regularly.

Solid Panel bases must have holes to allow adequate air circulation and moisture transfer.

This guarantee **Does Not** cover:

- Anyone other than the original purchaser of the product (proof of purchase is required).
- Normal wear and tear, or damage caused by abuse, misuse or negligence (including folding, bending, standing on or jumping on the mattress).
- Bedding that is stained or in an unsanitary condition.
- Mattress damage caused on a slat foundation where the slats are more than 10cm apart.
- Mattress damage caused by a slat foundation that does not provide a centre support rail.
- Mattress damage caused by defective timber or metal slats.
- Mattress damage caused by base systems that do not provide even support.
- Broken fittings caused by poor maintenance. (See *Care and Maintenance*)
- Comfort preference.
- Sheet fit.



CARE AND MAINTENANCE

Do keep your bedding clean and dry. Use of a washable mattress protector will help prevent soiling. Vacuum regularly to eliminate dust.

Do check legs and castors. These fittings can come loose with normal use over time, to avoid damage tighten legs and castors periodically. (recommended twice a year)

Do rotate your mattress. Body signatures are normal, however, to equalise the upholstery settling between sleepers of different body weights and shapes rotate mattress periodically. (recommended seasonally)

Do not use an old base with a new mattress. A base that does not provide even support may reduce the comfort and life of the mattress.

Do not bend or fold your mattress. Carry your mattress in a flat position on its side to avoid damage.

Do not carry your mattress by the handles. If your mattress has handles these are designed to help position the mattress on the base and are not designed to take full weight of the mattress.

Do not store mattresses on their side.

Do not attempt to lift or rotate the mattress by yourself. To avoid back injury always seek assistance when lifting and moving the mattress.

Do not place bed near open flames.

MATTRESS ROTATION

Single sided mattresses are designed with premium quality materials for sleeping on one side only so the mattress never has to be turned over, however, to equalise body signatures the mattress should be rotated end to end every two weeks (See Figure 1) in the first few months and then every three months thereafter.

Double sided mattresses are designed to be slept on both sides of the mattress, to distribute wear and tear on both sides, these mattresses are required to be rotated end to end (See Figure 1) and also turned over every alternate period (See Figure 2). This process should be performed every two weeks in the first few months and every three months thereafter.

1. ROTATE MATTRESS HEAD TO FOOT

(all mattresses)



2. PULL MATTRESS TO ONE SIDE AND TURN DOWN

(Not applicable to single sided mattresses)



Sydney
38-60 Bryant St
Padstow NSW 2211
Ph: (02) 9774 8888
Fax: (02) 9774 2230

Melbourne
49/53 Halsey Rd
Airport West VIC 3042
Ph: (03) 9338 0822
Fax: (03) 9338 2359

Adelaide
838 South Road
Edwardstown SA 5039
Ph: (08) 8297 3055
Fax: (08) 8297 1725

Auckland
19 Rawson Way
Takapuna Auckland, New Zealand
Ph: (0011) 649 268 4300
Fax: (0011) 649 268 4388

Brisbane
5a, 406 Biven Rd
Geebung QLD 4014
Ph: (07) 3865 4522
Fax: (07) 3865 4533

Hobart
12 Bundalla Rd
Margate TAS 7054
Ph: (03) 6267 2711
Fax: (03) 6267 2455

Perth
13-15 Hazelhurst St
Kewdale WA 6105
Ph: (08) 9353 3888
Fax: (08) 9353 3777

AUST Toll Free
1300 654 000
NZ Toll Free
0800 24 23 27

www.ohboard.com
info@ohboard.com

This guarantee is in addition to, and does not restrict or modify the rights of the purchaser conferred by the Trade Practice Act and/or any relevant State Act

DOMINO

ENDURANCE

CITY FIRM [ENCIP]

QUILT



fabric
damask

- enhances comfort and appeal



ultraloft

- primary cushioning comfort layer



performa™ foam

- luxury quilting comfort

COMFORT



performa™ foam

- medium conforming comfort

SUPPORT



fibre guard

- enhances support and durability



contour coil

- firm support to promote correct
3 zone sleeping posture for better spinal health


profile edge

- edge to edge support resulting
in a larger sleep surface


formflex

- enhances support for durability and stability

NO NEED TO TURN

- quilted no turn technology

A.A. Beard
guarantee it.



evof foam



ultrashield™



AUSTRALIAN MADE



5 year guarantee

SIZE	Length	Width	Height	Base	Leg	Ensemble
Single	1880mm	914mm	250mm	250mm	100mm	600mm
Long Single	2032mm	914mm	250mm	250mm	100mm	600mm
King Single	2032mm	1067mm	250mm	250mm	100mm	600mm
Double	1880mm	1372mm	250mm	250mm	100mm	600mm
Queen	2032mm	1524mm	250mm	250mm	100mm	600mm
King Single	2032mm	1828mm	250mm	250mm	100mm	600mm

Tolerances: Sizes 25mm / Weights 10%